



|  |  |   |
|--|--|---|
| <p><b>e-STUDIO2330c/2820c/3520c/4520c</b></p> <p>Print speed: 23/28/35/45 pages per minute in Full Colour (A4)<br/>                 Print speed: 28/28/35/45 pages per minute in Black-and-White (A4)<br/>                 Print speed: 12/16/18/22 pages per minute in Full Colour (A3)<br/>                 Print speed: 16/16/18/22 pages per minute in Black-and-White (A3)</p> <p>Scan input speed: Up to 50 images per minute in Black-and-White and colour (A4)</p> <p>Average: 16,000/20,000/24,000/24,000 A4 per month</p> <p>Full Colour and Black-and-White: 600 x 600 dpi, 8-bit<br/>                 Black-and-White only: 2400 x 600 dpi, 1-bit (with smoothing)<br/>                 Text-, text/photo-, photo-, printed image-, map mode</p> <p>1.5GB RAM<br/>                 80 GB hard drive<br/>                 Document storage<br/>                 Public box + up to 200 User Boxes,<br/>                 Max. 400 documents per box or folder,<br/>                 Max. 200 pages per document</p> <p>2 x 550 sheet cassette (64-256 gsm, A5R-A3)<br/>                 100 sheet bypass (64-280 gsm, A6R-SRA3 &amp; 1200mm banner printing)<br/>                 Max. 3,700 sheets<br/>                 Reverse Automatic Document Feeder*: 100 sheets</p> <p>Electronic sorting, automatic duplex, three kinds of finisher with single or multi-position stapling*, manual stapling*, booklet folding/saddle stitching*, cascading output on two trays* and hole punching*</p> <p>3rd generation, e-BRIDGE Controller, XPS, PCL6 and PostScript 3 compatible<br/>                 Windows/Mac support</p> <p>Network colour scanning<br/>                 Scan to File (hard drive, PC or network server), Scan to e-mail, Scan to e-Filing, Scan to USB Memory Stick<br/>                 Max. A3, 600 x 600 dpi, Scan preview on operator panel<br/>                 XPS, TIFF, PDF, Slim PDF (high compression), Secure PDF, Metascan*, Searchable PDF*, other editable formats*</p> <p>Super G3 Fax board*<br/>                 Up to 33,600 bps (approx. 3 sec. per page)<br/>                 JBIG, MMR, MR, MH compression<br/>                 Internet-Fax and Network-Fax support</p> <p>10,000 user codes, 1,000 department codes, optional Black-and-White printing/copying without account code, user specific templates (using "My Menu" function), e-Filing document server, Web Service on Devices (WSD) for print/scan, user authentication (local or server-based), Active Directory and LDAP support, Role Based Access, Private Print, Secure PDF scanning, standard AES data encryption, data overwrite*, SSL, WPA2 compliant*, IP/MAC address filter, port filter, IP SEC support*, e-BRIDGE Open Platform*</p> <p>TopAccess (Administration) File Downloader, Address Book Viewer, TWAIN driver, Remote Scan, e-BRIDGE RE-RITE* (instant OCR) e-BRIDGE Fleet management software*, e-BRIDGE job separator*, e-BRIDGE Job build*</p> | <p><b>e-STUDIO5520c/6520c/6530c</b></p> <p>Print Speed:55/65/65 pages per minute in Full Colour (A4)<br/>                 Print Speed:55/65/75 pages per minute in Black and White (A4)<br/>                 Print Speed:27/30/30 pages per minute in Full Colour (A3)<br/>                 Print Speed:27/30/37 pages per minute in Black and White (A3)</p> <p>Scan Input Speed: Up to 77 images per minute in Colour and Black and White (300dpi) (A4)</p> <p>Average: 112,000/125,000/138,000 A4 per month</p> <p>Full Colour and Black and White: 600 x 600dpi (8 bit)<br/>                 Black and White only: 2400 x 600 dpi, 1-bit (with smoothing)<br/>                 Full Colour and Black and White:1200 x 1200 dpi, 2-bit (with Postscript driver only)<br/>                 Text-, text/photo-, printed image-, map mode</p> <p>2.0 GB RAM (Max 2.0GB)<br/>                 80GB Hard driver,<br/>                 Document storage<br/>                 Public box + up to 200 user boxes<br/>                 Max 400 documents per box or folder<br/>                 Max 200 pages per document</p> <p>4 x 550 sheet cassette (64-256gsm A5R - 320 x 460mm)<br/>                 e-STUDIO5520c also available with 2 x 550 sheet cassettes + 2320 sheet Tandem-LCF (64-256gsm, A4), 100 sheet bypass (64-300gsm A6R &amp; 1200mm banner printing), Max 4760 sheets (Tandem - LCF version 6000 sheets)<br/>                 Reverse Automatic Document Feeder 100 sheets</p> <p>Electronic sorting, automatic duplex, two kinds of finisher with single or multi-position stapling*, manual stapling*, booklet folding/saddle stitching*, cascading output on two trays* and hole punching*</p> <p>3rd generation, e-BRIDGE Controller, XPS, PCL6 and PostScript 3 compatible<br/>                 Windows/MAC support</p> <p>Network colour scanning<br/>                 Scan to File (hard drive, PC or network server) Scan to email, Scan to e-FILING, Scan to USB Memory stick<br/>                 Max A3, 600 x 600 dpi, Scan preview on operator panel<br/>                 XPS, TIFF, JPEG, PDF, Slim PDF (high compression) Secure PDF, Metascan*, Searchable PDF*, other editable formats*</p> <p>Super G3 Fax board*<br/>                 Up to 33600 bps (approx 3 sec. per page)<br/>                 JBIG, MMR, MR, MH compression<br/>                 Internet-Fax and Network-Fax support</p> <p>10,000 user codes, 1000 department codes, optional Black and White printing/copying without account code, user specific templates, e-FILING document server, Web Service on Devices (WSD) for print/scan, user authentication (local or server based), Active Directory and LDAP support, Role Based Access, Private Print, Secure PDF scanning, standard AES data encryption,data overwrite*, SSL, WPA2 compliant*, IP/MAC address filter, port filter, IP SEC support*, e-BRIDGE Open Platform*</p> <p>TopAccess (Administration) File Downloader, Address Book Viewer, TWAIN driver, Remote Scan, e-BRIDGE RE-RITE* (instant OCR) e-BRIDGE Fleet management software*, e-BRIDGE job separator*, e-BRIDGE Job build*</p> | <p><b>Productivity</b></p>                    |
|  |  | <p><b>Output Quality</b></p>                  |
|  |  | <p><b>Memory</b></p>                          |
|  |  | <p><b>Paper Handling</b></p>                  |
|  |  | <p><b>Finishing</b></p>                       |
|  |  | <p><b>Print</b></p>                           |
|  |  | <p><b>Scan</b></p>                            |
|  |  | <p><b>Fax</b></p>                             |
|  |  | <p><b>System &amp; Security Functions</b></p> |
|  |  | <p><b>Tools</b></p>                           |



Technical data is subject to change without prior notice. All company and/or product names are trademarks and/or registered trademarks of their respective manufacturers in their markets and/or countries. All rights reserved. We are constantly making efforts to deliver the latest status of data to its partners. Specifications for some models may change in the time between the production and the release of this documentation. Copyright © 2007 TOSHIBA TEC. BRNANGEBB107

Range Brochure



# Document Manager



# Technology innovation

## Always working with you in mind.

As a subsidiary of the Toshiba Corporation, Toshiba Tec specialises in developing devices that revolutionise document workflow in the business environment.

Toshiba Tec takes pride in offering technology designed specifically to answer your needs. We do not believe in innovation for innovation's sake; rather, our aim is to advance technology to help you run your business in the most effective, efficient and profitable way possible.

We introduced our first copier in 1973, and offer extensive experience in the copier and document devices industry. By drawing on the unrivalled knowledge and competencies that exist throughout the Toshiba Corporation, we can offer highly innovative products and provide the most integrated solutions on the market to suit any customer requirement.



Preserving the environment is a priority in all our business activities. In this way, we endeavour to protect people's health and safety as well as the world's natural resources.

In addition, we are always there when you need us with outstanding support services. Furthermore premium quality Toshiba Original supplies ensure the utmost quality of produced images and the reliability of your document management systems.



## Our commitment to you.

Toshiba Tec is dedicated to providing products and services of the highest standard that combine superior engineering with excellent quality, reliability and user-friendliness.

We constantly seek to implement management innovation and enthusiastically invest in research and development to fulfill your exact demands.

Everything we do is focused on your needs. Our mission is to develop the best available products and provide first class consultancy to meet your aims and business objectives in every way.
























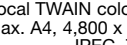
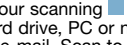
























\*optional



Team-/Office Systems

Departmental Systems

High-Volume-Systems

|   |  e-STUDIO170f   |  e-STUDIO203sd   |  e-STUDIO200s   |  e-STUDIO166/206   |  e-STUDIO167/207/237  |  e-STUDIO233/283  |  e-STUDIO353/453  |  e-STUDIO281c/351c/451c   |  e-STUDIO523/603/723/853  |   |
|---|---|--|---|--|---|---|---|---|---|---|
|  <b>Productivity</b>                    | Print speed: 17 pages per minute<br>Average, 2,000 A4 per month   | Print speed: 20 pages per minute<br>Scan input speed: 13 images per minute (A4)<br>Average, 2,000 A4 per month   | Print speed: 20 pages per minute<br>Average, 500 A4 per month   | Print speed: 16/20 pages per minute (A4)<br>Print speed: 11 pages per minute (A3)<br>Scan input speed: 16/20 images per minute (A4)<br>Average, 20,000/30,000 A4 per month | Print speed: 16/20/23 pages per minute (A4)<br>Print speed: 11/11/13 pages per minute (A3)<br>Scan input speed: (local) 16/20/20 images per minute (A4) (network) up to 20 images per minute (A4)<br>Average, 20,000/30,000/30,000 A4 per month | Print speed: 23/28 pages per minute (A4)<br>Print speed: 16 pages per minute (A3)<br>Scan input speed: Up to 50 images per minute (A4)<br>Average, 37,000/45,000 A4 per month   | Print speed: 35/45 pages per minute (A4)<br>Print speed: 18/21 pages per minute (A3)<br>Scan input speed: Up to 50 images per minute (A4)<br>Average, 60,000/72,000 A4 per month  | Print speed: 28/35/45 pages per minute in Black-and-White (A4)<br>Print speed: 16/21/22 pages per minute in Black-and-White (A3)<br>Print speed: 11/15/14 pages per minute in Full Colour (A4/A3)<br>Scan input speed: Up to 50 images per minute in Black-and-White and 40 images per minute in colour (A4)<br>Average, 35,000/42,000/52,000 A4 per month Black-and-White<br>Average, 15,000/18,000/22,000 A4 per month Colour | Print speed: 52/60/72/85 pages per minute (A4)<br>Print speed: 33/38/37/43 pages per minute (A3)<br>Scan input speed: Up to 83 images per minute in Black-and-White and 40 images per minute in colour (A4)<br>Average, 225,000/250,000/285,000/300,000 A4 per month  |    |
|  <b>Output Quality</b>                  | 600 x 600 dpi<br>Photo mode   | 600 x 600 dpi<br>Text-, photo mode   | 600 x 600 dpi<br>Text-, text/photo-, photo mode   | 2,400 x 600 dpi (with smoothing)<br>Text-, text/photo-, photo mode   | 2,400 x 600 dpi (with smoothing)<br>Text-, text/photo-, photo mode  | 2,400 x 600 dpi (with smoothing)<br>Text-, text/photo-, photo-, custom mode   | 2,400 x 600 dpi (with smoothing)<br>Text-, text/photo-, photo-, custom mode   | Colour: 600 x 600 dpi (1,200 x 600 dpi with memory extension)<br>Black-and-White: 2,400 x 600 dpi (with smoothing)<br>Text-, text/photo-, photo-, printed image-, map mode  | 2,400 x 600 dpi (with smoothing)<br>Text-, text/photo-, photo-, custom mode   |    |
|  <b>Memory</b>                          | 7 MB RAM<br>700 pages approx (JBIG compression)   | 64 MB RAM  | 16 MB RAM   | 16 MB RAM (max. 80 MB)   | 112 MB RAM  | 288 MB RAM (max. 544 MB)<br>40 GB hard drive<br>Document storage,<br>Public Box + up to 200 User Boxes,<br>Max. 400 documents per box or folder,<br>Max. 1,000 pages per document   | 288 MB RAM (max. 544 MB)<br>40 GB hard drive<br>Document storage,<br>Public Box + up to 200 User Boxes,<br>Max. 400 documents per box or folder,<br>Max. 1,000 pages per document   | 384 MB RAM (max. 768 MB RAM)<br>40 GB hard drive<br>Document storage,<br>Public Box + up to 200 User Boxes,<br>Max. 400 documents per box or folder,<br>Max. 1,000 pages per document   | 320 MB RAM (max. 576 MB)<br>40 GB hard drive<br>Document storage,<br>Public Box + up to 200 User Boxes,<br>Max. 400 documents per box or folder,<br>Max. 1,000 pages per document   |    |
|  <b>Paper Handling</b>                  | 1 x 250 sheet cassette (80 gsm, A4)<br>Single sheet bypass (80 gsm, A4)<br>Max. 751 sheets<br>Integrated document feeder: 40 sheets<br>3 seconds Quick Scan | 1 x 250 sheet cassette (56-80 gsm, A5R-A4R)<br>50 sheet bypass (56-128 gsm, A4R)<br>Max. 550 sheets<br>Reverse Automatic Document Feeder*: 50 sheets   | 1 x 150 sheet cassette (60-90 gsm, A6-A4)<br>Single sheet bypass (60-165 gsm, A6-A4)<br>Max. 151 sheets   | 1 x 250 sheet cassette (64-80 gsm, B5-A3)<br>100 sheet bypass (50-163 gsm, A5R-A3)<br>Max. 600 sheets<br>Automatic Document Feeder*: 100 sheets                            | 1 x 250 sheet cassette (64-80 gsm, B5-A3)<br>100 sheet bypass (50-163 gsm, A5R-A3)<br>Max. 3,700 sheets<br>Automatic Document Feeder*/<br>Reverse Automatic Document Feeder*: 100 sheets  | 2 x 250 sheet cassette (64-105 gsm, A5R-A3)<br>100 sheet bypass (64-209 gsm, A5R-A3)<br>Max. 3,700 sheets<br>Reverse Automatic Document Feeder*: 100 sheets   | 2 x 550 sheet cassette (64-105 gsm, A5R-A3)<br>100 sheet bypass (64-209 gsm, A5R-A3)<br>Max. 3,700 sheets<br>Reverse Automatic Document Feeder*: 100 sheets   | 2 x 550 sheet cassette (64-105 gsm, A5R-A3)<br>100 sheet bypass (64-209 gsm, A6R-A3+)<br>Max. 3,700 sheets<br>Reverse Automatic Document Feeder*: 100 sheets  | 2 x 500 sheet cassette (64-209 gsm, A5R-A3)<br>2 x 1,250 A4 sheet tandem cassette (64-209 gsm, A4)<br>Max. 751 sheets<br>100 sheet bypass (64-209 gsm, A5R-A3)<br>Max. 7,600 sheets<br>Reverse Automatic Document Feeder: 100 sheets  |    |
|  <b>Finishing</b>                       |   | Electronic sorting,<br>automatic duplex,<br>integrated shifter   |   | Electronic sorting*  | Electronic sorting, alternation,<br>automatic duplex*, magazine sorting*  | Electronic sorting, automatic duplex,<br>two kinds of finisher with single or multi-position stapling*,<br>booklet folding/saddle stitching*,<br>job separator*, Offset tray*   | Electronic sorting, automatic duplex,<br>three kinds of finisher with single or multi-position stapling*,<br>manual stapling*, booklet folding/saddle stitching*,<br>cascading output on two trays* and hole punching*<br>Job separator*, Offset tray*  | Electronic sorting, automatic duplex,<br>three kinds of finisher with single or multi-position stapling*,<br>manual stapling*, booklet folding/saddle stitching*,<br>cascading output on two trays* and hole punching*  | Electronic sorting, automatic duplex,<br>three kinds of finisher with single or multi-position stapling for 50 or 100 sheets*,<br>booklet folding/saddle stitching*,<br>cascading output on two trays*, hole punching*<br>and sheet inserter* for pre-printed paper   |    |
|  <b>Print</b>                           | GDI printing<br>Windows support   | GDI printing<br>Windows support<br>PCL6* and PostScript 3* compatible<br>Windows/Mac support   | GDI printing<br>Windows support   | GDI printing<br>Windows support  | GDI printing<br>Windows support<br>PCL6 and PostScript 3 compatible*<br>Windows/Mac support   | Toshiba e-BRIDGE II Controller<br>XPS*, PCL6** and PostScript 3 compatible**<br>Windows/Mac support   | Toshiba e-BRIDGE II Controller<br>XPS*, PCL6** and PostScript 3 compatible**<br>Windows/Mac support   | Toshiba e-BRIDGE II Controller<br>PCL5c, PCL6* and PostScript 3 compatible<br>Windows/Mac support   | Toshiba e-BRIDGE II Controller<br>XPS*, PCL6* and PostScript 3 compatible*<br>Windows/Mac support   |    |
|  <b>Scan</b>                            | Local TWAIN scanning<br>Max. A4, Super Fine   | Local TWAIN colour scanning <br>Max. A4, 600 x 1,200 dpi (with smoothing)<br>Network colour scanning*: Scan to e-mail, Scan to File<br>Max. A4, 600 x 600 dpi*<br>JPEG, PDF | Local TWAIN colour scanning <br>Max. A4, 4,800 x 4,800 dpi (with smoothing)<br>JPEG, TIFF, PNG, BMP                                    | Local TWAIN scanning<br>Max. A3, 600 x 600 dpi   | Local TWAIN scanning<br>Max. A3, 600 x 600 dpi<br>Network scanning*: Scan to e-mail, Scan to File<br>Max. A3, 600 x 600 dpi, TIFF, PDF<br>Up to 10 scan templates   | Network scanning*,<br>Scan to File (hard drive, PC or network server), Scan to e-mail,<br>Scan to e-Filing and TWAIN scanning<br>(copy to e-Filing and retrieve data to PC is standard)<br>Max. A3, 600 x 600 dpi<br>XPS, TIFF, PDF, Secure PDF   | Network scanning*,<br>Scan to File (hard drive, PC or network server), Scan to e-mail,<br>Scan to e-Filing and TWAIN scanning<br>(copy to e-Filing and retrieve data to PC is standard)<br>Max. A3, 600 x 600 dpi<br>XPS, TIFF, PDF, Secure PDF   | Network colour scanning <br>Scan to File (hard drive, PC or network server),<br>Scan to e-mail, Scan to e-Filing<br>Max. A3, 600 x 600 dpi (memory expansion required for<br>high-res colour/grayscale scanning)<br>XPS, TIFF, PDF, Secure PDF   | Network scanning*,<br>Scan to File (hard drive, PC or network server), Scan to e-mail,<br>Scan to e-Filing and TWAIN scanning<br>(copy to e-Filing and retrieve data to PC is standard)<br>Max. A3, 600 x 600 dpi<br>XPS, TIFF, JPEG, PDF, Secure PDF   |    |
|  <b>Fax</b>                             | Super G3 Fax<br>Up to 33,600 bps (approx. 3 sec. per page)<br>38 One Touch keys / 150 speed dials<br>PC-Fax*<br>JBIG, MMR, MR, MH compression               | Super G3 Fax board*<br>Up to 33,600 bps (approx. 3 sec. per page)<br>JBIG, MMR, MR, MH compression   | Super G3 Fax board*<br>Up to 33,600 bps (approx. 3 sec. per page)<br>JPEG, MMR, MR, MH compression  | Super G3 Fax board*<br>Up to 33,600 bps (approx. 3 sec. per page)<br>JBIG, MMR, MR, MH compression<br>PC-Fax*, Internet-Fax*, Network-Fax*                                 | Super G3 Fax board*<br>Up to 33,600 bps (approx. 3 sec. per page)<br>JBIG, MMR, MR, MH compression<br>PC-Fax*, Internet-Fax* and Network-Fax support  | Super G3 Fax board*<br>Up to 33,600 bps (approx. 3 sec. per page)<br>JBIG, MMR, MR, MH compression<br>Internet-Fax and Network-Fax support  | Super G3 Fax board*<br>Up to 33,600 bps (approx. 3 sec. per page)<br>JBIG, MMR, MR, MH compression<br>Internet-Fax and Network-Fax support  | Super G3 Fax board*<br>Up to 33,600 bps (approx. 3 sec. per page)<br>JBIG, MMR, MR, MH compression<br>Internet-Fax and Network-Fax support  | Super G3 Fax board*<br>Up to 33,600 bps (approx. 3 sec. per page)<br>JBIG, MMR, MR, MH compression<br>Internet-Fax and Network-Fax support  |    |
|  <b>System &amp; Security Functions</b> | 50 department codes   | n-print  | Favorite copy, ID card copy, AutoFit copy,<br>Clone copy, Poster copy, 2-in-1/4-in-1 copy,<br>Error Correction Mode (ECM), broadcasting,<br>junk fax barrier mode<br>Secure receive fax, backup memory for up to 72 hours | 99 access codes  | 99 department codes, 10 scan templates,<br>customisable panel button  | 10,000 user codes, 1,000 department codes, user specific templates,<br>e-Filing document server, Web Service on Devices (WSD) for print/scan<br>and security, user authentication (local or server-based),<br>Active Directory and LDAP support, Role Based Access, Private Print,<br>Secure PDF scanning*, data scrambling*, data overwrite*, SSL,<br>WPA2 compliant*, IP address filter | 10,000 user codes, 1,000 department codes, user specific templates,<br>e-Filing document server, Web Service on Devices (WSD) for print/scan<br>and security, user authentication (local or server-based),<br>Active Directory and LDAP support, Role Based Access, Private Print,<br>Secure PDF scanning*, data scrambling*, data overwrite*, SSL,<br>WPA2 compliant*, IP address filter | 10,000 user codes, 1,000 department codes, user specific templates,<br>e-Filing document server, Web Service on Devices (WSD) for print/scan<br>and security, user authentication (local or server-based),<br>Active Directory and LDAP support, Role Based Access, Private Print,<br>Secure PDF scanning*, data scrambling*, data overwrite*, SSL,<br>WPA2 compliant*, IP address filter                                       | 10,000 user codes, 1,000 department codes, user specific templates,<br>e-Filing document server, Web Service on Devices (WSD) for print/scan<br>and security, user authentication (local or server-based),<br>Active Directory and LDAP support, Role Based Access, Private Print,<br>Secure PDF scanning*, data scrambling*, data overwrite*, SSL,<br>WPA2 compliant*, IP address filter |    |
|  <b>Tools</b>                         | Toshiba Viewer V2<br>P3fax+ocr for local PC-Fax*  | Online Button Manager<br>Toshiba Desktop Document Manager<br>e-BRIDGE Fleet Management System  |   | Toshiba Viewer V2  | TopAccess* (Administration), TopAccessDocMon* (Monitoring),<br>Address Book Viewer*, P3fax+ocr* for local PC-Fax*,<br>Fax Driver for Network-Fax*, Toshiba Viewer V2,<br>WebJet Admin 8.x support*  | TopAccess (Administration), TopAccess DocMon (Monitoring),<br>TWAIN driver, Remote Scan, File Downloader, Address Book Viewer,<br>WebJet Admin 8.x support*   | TopAccess (Administration), TopAccess DocMon (Monitoring),<br>TWAIN driver, Remote Scan, File Downloader, Address Book Viewer,<br>WebJet Admin 8.x support*   | TopAccess (Administration), TopAccess DocMon (Monitoring),<br>TWAIN driver, Remote Scan, File Downloader, Address Book Viewer,<br>WebJet Admin 8.x support*   | TopAccess (Administration), TopAccess DocMon (Monitoring),<br>TWAIN driver, Remote Scan, File Downloader, Address Book Viewer,<br>WebJet Admin 8.x support*   |  |
|   |    |   |    |   |    |      |      |   <br>except e-STUDIO523   |      |   |
|   | *optional   |  |   |  |   |   |   |   | *optional   |   |

All Toshiba software solutions integrate to work with the Toshiba e-STUDIO range to provide bespoke applications. From end user to enterprise solutions, the Toshiba range of products are driven by business need.

The current range of solutions available include -

- Re-rite - Suitable for all scan enabled devices (preferably with template functionality)
- eCopy - Suitable for all scan enabled devices
- PlanetPress - All PostScript printers (true or otherwise)
- Infonic Document Manager - Suitable for all scan enabled devices
- Print Audit - Not product specific
- Formic - Suitable for all scan enabled devices
- SIMS - Used in conjunction with eCopy